

## Demonstrate Selecting, Using and Maintaining Various Hand Tools Correctly

Skill Number CO-OP15GN102

Full Name: Yudo Adh Pratama

No ID: \_\_\_\_\_

Validation Date: 16 Oktober 2018

School: SMKN 1 Singosari

### PERFORMANCE TASK:

Given some common hand tools, the student is requested to perform the following tasks:

- Selecting, using, maintaining various hand tools in the installation of machine components.
- Perform close the job by ensuring all systems or conditions is in the standard condition.

Safety and contamination control must be applied in this process. All literatures will be available.


Prerequisite	Yes	No	Hints
The student must complete the Hand Tools knowledge assessment.	<input checked="" type="checkbox"/>	<input type="checkbox"/>	Score hand tools Course or subject.

Tasks	Completed			Observation / Hints
	Yes	No	N/A	
<b>Preparation</b>				
Prepare related literature	<input checked="" type="checkbox"/>	<input type="checkbox"/>	<input type="checkbox"/>	
Prepare required equipment	<input checked="" type="checkbox"/>	<input type="checkbox"/>	<input type="checkbox"/>	
Prepare related tools	<input checked="" type="checkbox"/>	<input type="checkbox"/>	<input type="checkbox"/>	
Prepare Safety & Contamination Control equipment	<input checked="" type="checkbox"/>	<input type="checkbox"/>	<input type="checkbox"/>	



Tasks	Completed			Observation / Hints
	Yes	No	N/A	
Perform etiquette/manner when starting the job				
Meet the customer / assessor	✓			
Perform etiquette/manner when opening the interaction.	✓			<ul style="list-style-type: none"><li>• Perform smile &amp; greetings.</li><li>• Introduce Student's identity</li></ul>
Explain the purpose of Student's activity.	✓			
Ask permission to perform the job.				

Tasks	Completed			Observation / Hints
	Yes	No	N/A	
Selecting, Using and Maintaining Various Hand Tools				
1. Inspect hand tools before using	✓			Visual inspection of hands tool for wear, cracks, damage
2. Remove and install or disassemble and assemble conducted according to correct procedures	✓			Equipment and tooling are identified and checked for correct, safe, and effective operation and must refer to the Literatures
3. Tasks completed without damage to equipment and tools	✓			Component and tooling are cleaned and stored on the right place
4. Equipment and tooling are cleaned and returned to its correct location	✓			Cleaned and stored equipment tools on the right place.
5. Work area left clean and tidy	✓			Area cleaned from spills and wastes.
Documentation:				
Take picture if needed	✓			


Tasks	Completed			Observation / Hints
	Yes	No	N/A	
Perform close the job by ensuring all systems or conditions is in the standard condition				
Ensure all systems or conditions are in standard condition.				<ul style="list-style-type: none"><li>• Find the improper condition.</li><li>• Communicate the finding to the customer/assessor.</li></ul>




Tasks	Completed			Observation / Hints
	Yes	No	N/A	
Reporting				
All relevant documentation completed correctly and approved by customer (if required).	✓			<ul style="list-style-type: none"><li>• Completing the Task List</li><li>• Completing Measurement Form/Related Check Sheet, if required</li><li>• Create Service Report (SIMS), if required</li><li>• Create SPR, if required</li><li>• Documenting the failed or damaged parts, if required</li><li>• Provide Technical Analysis Report/Failure Analysis Report, if required.</li></ul>

Tasks	Completed		Observation / Hints
	Yes	No	
Safety			
Using APD related to the job	✓		
Follows relevant workplace safety guidelines (tag out, safety equipment)	✓		<ul style="list-style-type: none"><li>• Comply with safety regulation that applied on the workplace</li></ul>
State and follow safety precautions	✓		<ul style="list-style-type: none"><li>• Create Job Safety Analysis</li><li>• Student must follow safety procedure refer to service manual or SIS related to job</li></ul>
Student completes job without accident due to incorrect procedure using hand tools.	✓		<ul style="list-style-type: none"><li>• Correct working position</li><li>• Correct hand tool related to the job</li></ul>
Tasks completed without damage equipment and tools	✓		



Tasks	Completed		Observation / Hints
	Yes	No	
Contamination Control			
Environmental Practices &Housekeeping			<ol style="list-style-type: none"><li>1. Waste is minimized, waste material, including sludge; solids and other wastes are sorted and stored in bins for recycling or disposal</li><li>2. Packaging of goods received is sorted and reused or disposed of by recycling</li><li>3. Materials that can be reused are cleaned and stored</li><li>4. Waste and scrap is removed following workplace procedures</li><li>5. All fluids are disposed of in accordance with enterprise policies and procedures</li></ol>

Tasks	Completed			Observation / Hints
	Yes	No	N/A	
Perform etiquette/manner after completing the job				
Perform etiquette/manner when closing the communication.				<ul style="list-style-type: none"><li>• Perform smile &amp; greetings.</li><li>• Ask permission to leave or end the interaction.</li></ul>



General Comments

Task Completed

RESULT:	COMPETENT <input checked="" type="checkbox"/>	NOT YET COMPETENT <input type="checkbox"/>	(please check (√))
Student:	<u>Yuda Adi Pratama</u> Name	<u>16 Oktober 2025</u> Date	<u>[Signature]</u> Signature
Assessor:	<u>Arsan Hardi W., S.Pd., Gr.</u> Name	<u>16 Oktober 2025</u> Date	<u>[Signature]</u> Signature
Supervisor:	_____ Name	_____ Date	_____ Signature
Data Recorded:	_____ Name	_____ Date	_____ Signature